

Accessing CopWare's ANDROID Version of the California Peace Officers Legal Sourcebook

Please keep this document for your records.

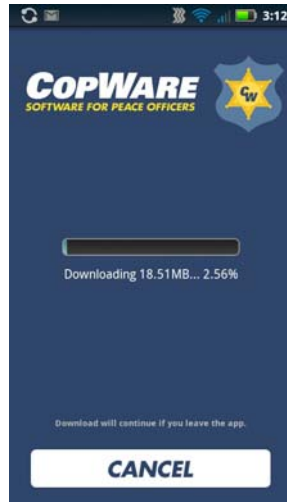
Installation Instructions:

1. After purchasing our software for the Android, we will send you a confirmation email to the address you signed up with. Open this email on your Android Phone or Tablet.
2. Click the link to the CopWare Sourcebook app in the Android Market on your Android Phone or Tablet.
3. Tap the DOWNLOAD button.
4. Tap the ACCECPT & DOWNLOAD button on your device.
5. Once the Sourcebook app has fully downloaded to your device, click the OPEN button.
6. The app will load (you may see a large badge icon during loading) and take you to the Account Login screen.



7. Enter the email address and password provided in your confirmation email.
8. Tap the LOGIN button.

9. The first time you log in, the app will automatically download the current version of the California Peace Officers Legal Sourcebook (CPOLS) and Codes.

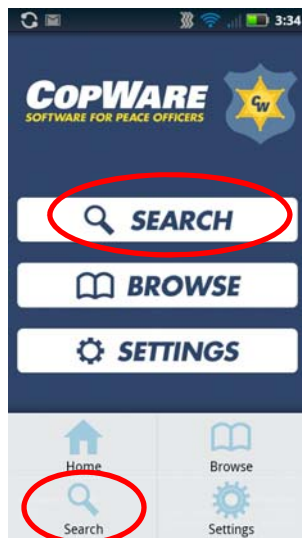


Tips for Using the App:

When you log in and see the home screen, you may begin by entering a search or by browsing the CPOLS and the Codes.

To Search

Tap the "Search" button from either the screen center area, or from the toolbar, click the "Menu" button and click Search.



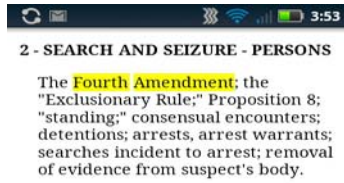
Begin typing a word or phrase. As you type, a listing will appear in the document screen of the most relevant results of the search. Scroll down the page to see the full list of results.



To search again just click within the search box and backspace to erase and start a new search.



When you find a topic that you would like to explore, tap on that search result to go to the page in the CPOLS or Codes with your search word(s) highlighted in yellow. You will now be in Browse mode. The app will take you to the first instance of your search term on that page, and then you can scroll down to see if there are subsequent instances highlighted in yellow.



I. INTRODUCTION

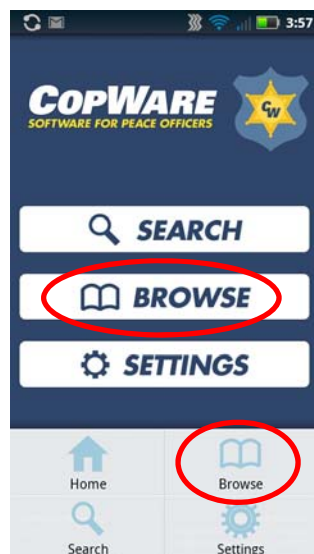
A. The Fourth Amendment

Both the United States and California Constitutions prohibit "unreasonable" searches and seizures of people, houses, and personal property.


"The right of the people to be secure in their persons, houses, papers, and effects, against unreasonable searches and seizures, shall not be violated, and no warrants shall issue, but upon probable cause, supported by oath or affirmation, and

To Browse

Tap the "Browse" button from either the home screen center area or from any screen on the toolbar at the bottom of the app by pressing the menu button on the phone.



Select the document you wish to browse, either CPOLS or California Codes. Tap on the entries in the table of contents until you get to a content page.



Navigation Tips

Use the forward and backward arrows at the top and bottom of each document page to go forward one page or back one page in the document you are on (CPOLS or Codes).

Tap the word INDEX at the top and bottom of each document page to return from the current page to its entry in the table of contents.



2 - SEARCH AND SEIZURE - PERSONS

The **Fourth Amendment**; the "Exclusionary Rule;" Proposition 8; "standing;" consensual encounters; detentions; arrests, arrest warrants; searches incident to arrest; removal of evidence from suspect's body.

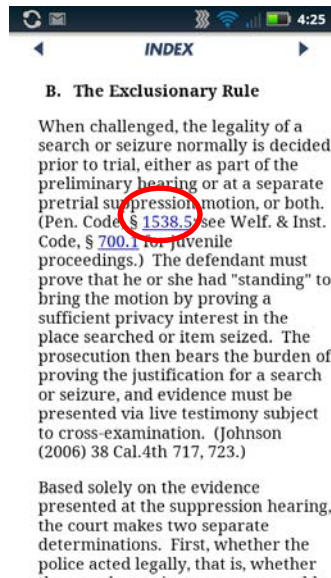
I. INTRODUCTION

A. The **Fourth Amendment**

Both the United States and California Constitutions prohibit "unreasonable" searches and seizures of people, houses, and personal property.


"The right of the people to be secure in their persons, houses, papers, and effects, against unreasonable searches and seizures shall not be..."

Link between the CPOLS and Codes by tapping on the links in the app.

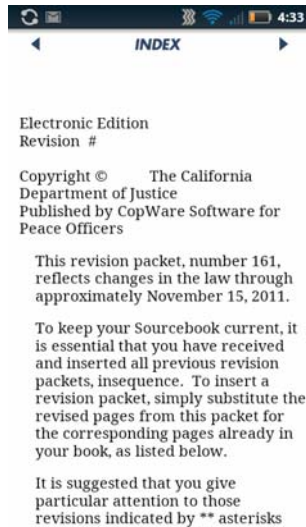


Updates

Updates to the app are made by CopWare staff. This app will periodically prompt you to download the latest version of the California Peace Officers Legal Sourcebook and the California Codes, and you can always see which version of the CPOLS and codes your app is accessing by looking in the bottom right corner of the home screen. When a new update becomes available, the app will prompt you to download the new information.



To view the changes to the Legal Sourcebook from the previous version, follow this path: BROWSE> CPOLS>CALIFORNIA PEACE OFFICERS LEGAL... > DESCRIPTION OF REVISIONS – Rev #.



Settings

Navigate to the settings screen by tapping Settings from the persistent toolbar at the bottom of the app. You can re-download the database or log out. It is unlikely that you will need to use these tools very often.



Technical Support

Contact our technical support staff at support@copware.com.